



Please follow the steps below to download and operate the Zoom application from your PC (personal computer). This will enable you to access Virtual Care.

1. Open the email invite and click the link under “Join Zoom Meeting.” highlighted below.

Join Zoom Meeting
<https://zoom.us/j/4485291260?pwd=T3c0YjBsMlVmaDByZS9idHI0NVUrQT09>

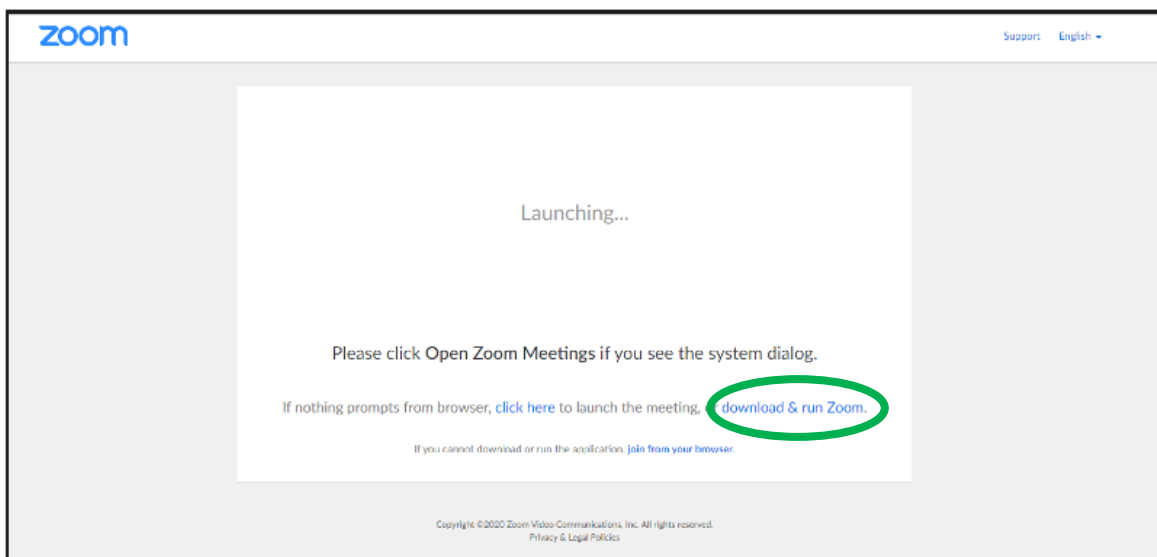
Meeting ID: 448 529 1260
Password: 452441

One tap mobile
+13126266799,,4485291260# US (Chicago)
+19292056099,,4485291260# US (New York)

Dial by your location
+1 312 626 6799 US (Chicago)
+1 929 205 6099 US (New York)
+1 253 215 8782 US
+1 301 715 8592 US
+1 346 248 7799 US (Houston)
+1 669 900 6833 US (San Jose)

Meeting ID: 448 529 1260
Password: 452441
Find your local number: <https://zoom.us/u/aXdvV0VVP>

2. The link will open in a new page. Click “**download & run Zoom**” as highlighted below.



zoom Support English ▾

Launching...

Please click **Open Zoom Meetings** if you see the system dialog.

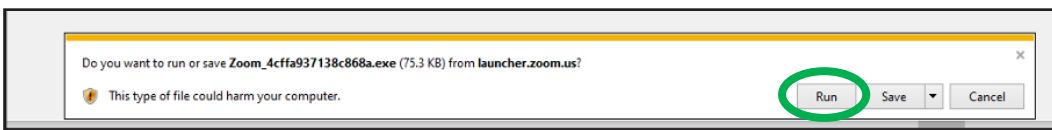
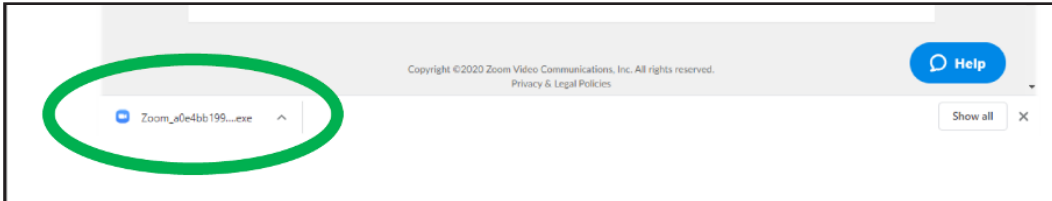
If nothing prompts from browser, [click here](#) to launch the meeting, **download & run Zoom.**

If you cannot download or run the application, [join from your browser.](#)

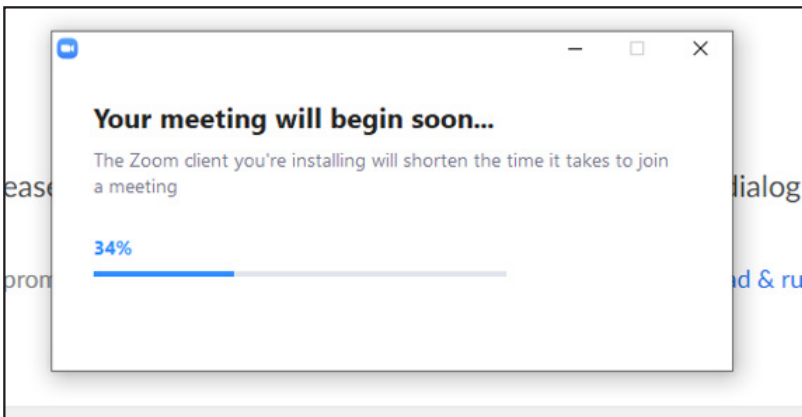
Copyright ©2020 Zoom Video Communications, Inc. All rights reserved.
Privacy & Legal Policies



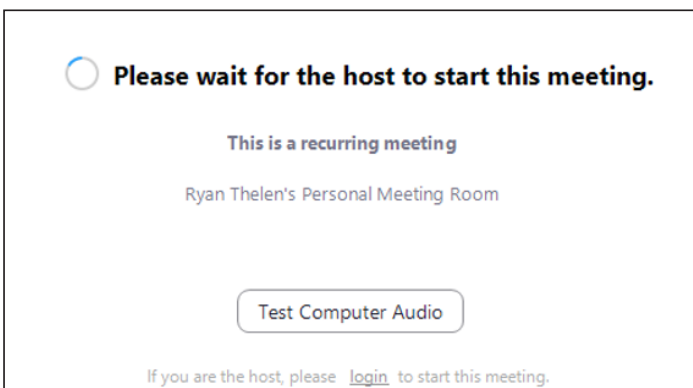
3. The Zoom application will download. **Click the Zoom download** in the bottom left corner as shown below if you are using Chrome as your web browser.



4. The Zoom application will begin to download.

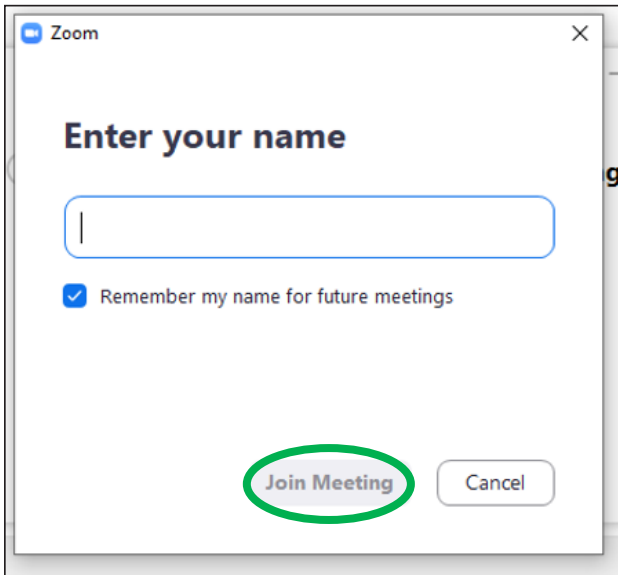


5. You may see this message. If you do, it means the host of the meeting has not started it yet. **Leave this screen up and running until the meeting is started.** If you do not get this message, skip to step 6.

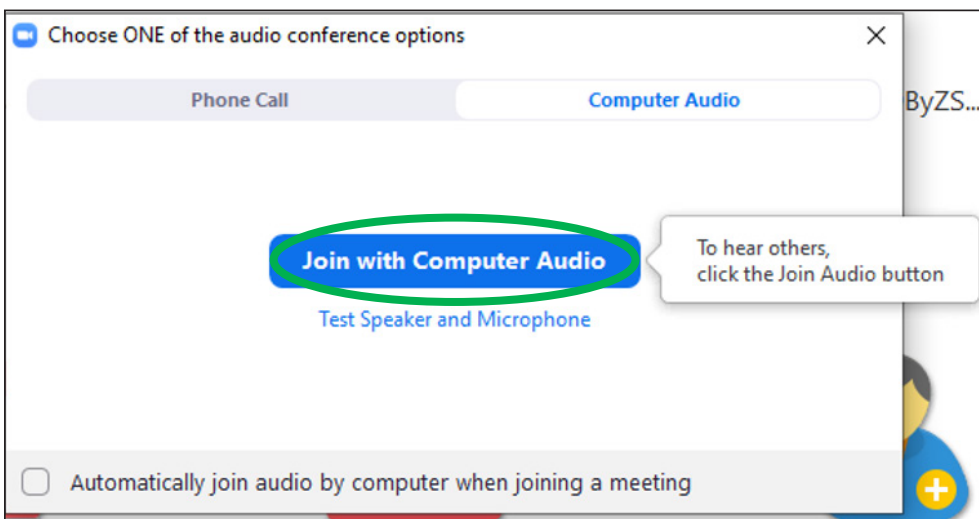




6. Enter your name and click **“Join Meeting”** as shown below.

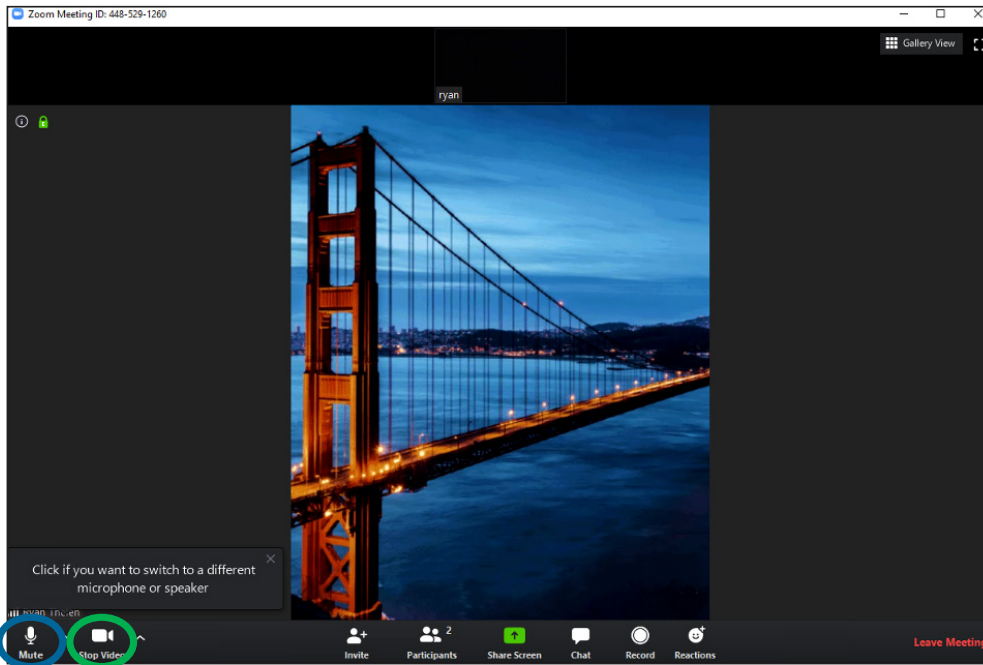


7. Click **“Join with Computer Audio”**. This will allow for you to hear everyone in the meeting along with being able to speak in the meeting.





8. You are now in the meeting. Use the highlighted **“Mute”** button in the bottom left corner to mute/unmute the audio. Use the highlighted **“Start/Stop Video”** button to start video via your computer’s webcam. You can also share what is on your computer screen by clicking “share screen” in the middle.



9. To exit the meeting, press **“Leave Meeting”** in the bottom right corner.

